



ಬೃಹತ್ ಬೆಂಗಳೂರು ಮಹಾನಗರ ಪಾಲಿಕೆ
Bruhat Bengaluru Mahanagara Palike



BBMP COVID-19 WAR ROOM 12.09.2022



OVERVIEW OF COVID-19 IN BENGALURU

CASE TRENDS ACTIVE CASES **2,540**

Confirmed Cases 218 18,68,794 #	Recovered Cases 289 18,49,270 #	Death Cases 1 16,984 #
----------------------------------------------	----------------------------------------------	-------------------------------------

HOSPITALIZATION **50**

ICU – V -	ICU 15	HDU 4	General 31
---------------------	------------------	-----------------	----------------------

INCLUDES GOVT. QUOTA AND PRIVATE WALK-IN HOSPITALIZATION

VACCINATION **670** 2,05,23,903 #

First Dose 18 96,71,819 #	Second Dose 137 94,64,476 #	Precaution Dose 515 12,70,343 #
----------------------------------------	------------------------------------------	----------------------------------------------

TRIAGING

MTU
13

Tele Triage
137

ACTIVE CLUSTERS

6

Budding Clusters (<5 Cases)
6

Clusters (> 5 cases)
0

TESTING **9,110** 3,16,54,747 #

Positivity : 2.21% *FOR LAST 7 DAYS	RAT 2,159	RTPCR 6,951
-----------------------------------------------	---------------------	-----------------------

: indicates cumulative numbers till date



ABSTRACT OF COVID-19 SCENARIO IN BENGALURU

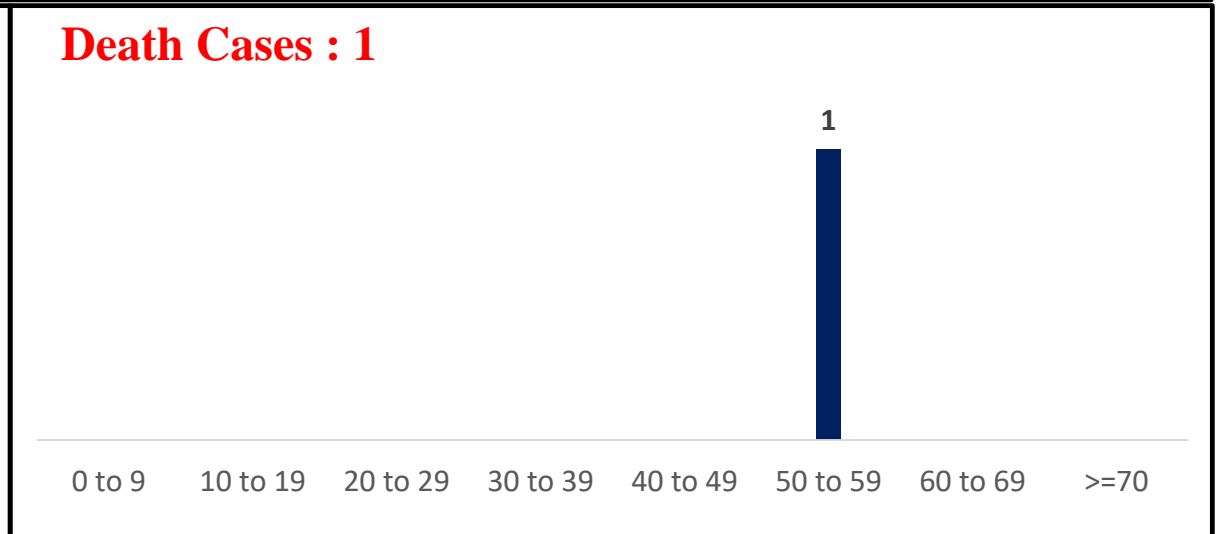
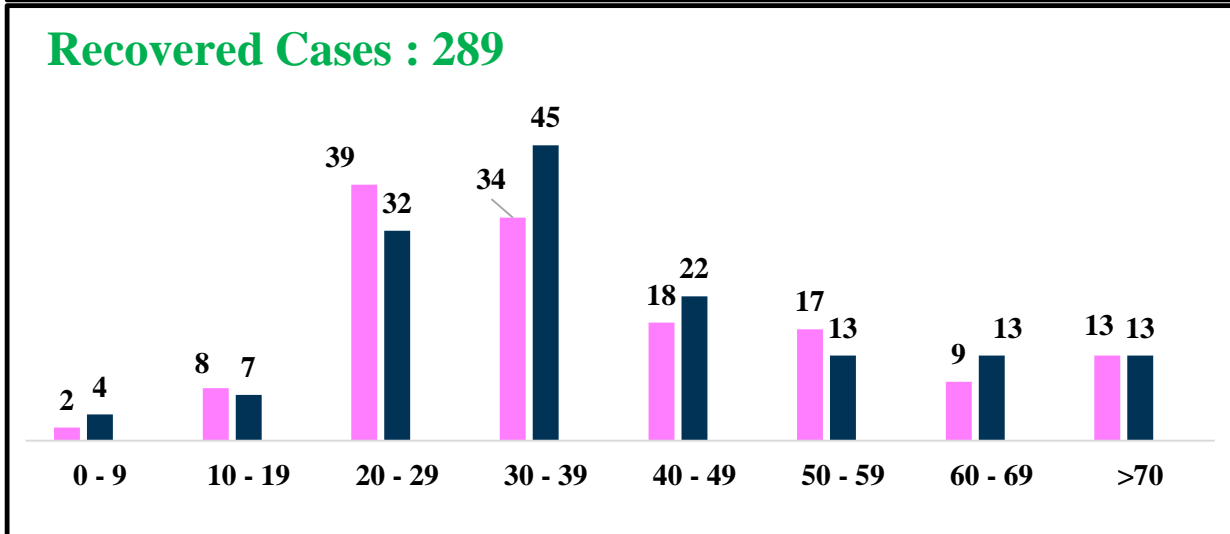
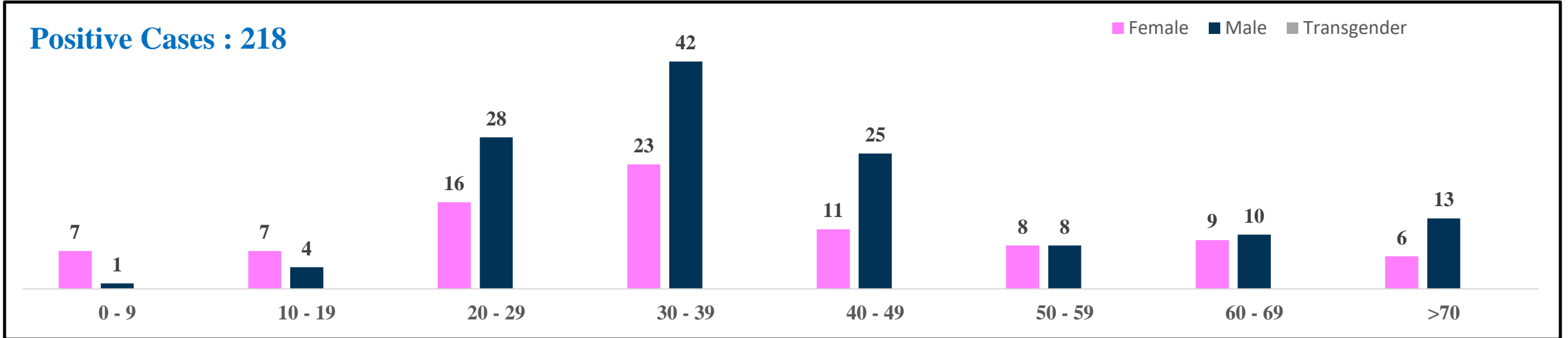


	MALE			FEMALE			TRANSGENDER			TOTAL		
	Last 24 Hours	Last 7 Days	Cumulative	Last 24 Hours	Last 7 Days	Cumulative	Last 24 Hours	Last 7 Days	Cumulative	Last 24 Hours	Last 7 Days	Cumulative
Positive Cases	131	1,069	11,01,543	87	889	7,66,359	0	0	196	218	1,958	18,68,794
Recovered Cases	149	1,458	10,89,096	140	1,186	7,60,080	0	1	187	289	2,645	18,49,270
Death Cases	1	1	10,756	0	0	6,224	0	0	4	1	1	16,984
Total Tests Done	In Last 24 hrs. : 9,110			In last 7 days : 88,411			Cumulative : 3,16,54,747					
Vaccine Doses Administered	In Last 24 hrs. : 670			In last 7 days : 28,229			Cumulative : 2,05,23,903					
ACTIVE CASES									2,540			

*Covid deaths occurred today : 00 | Covid deaths occurred beyond last 24hrs., reported today : 01

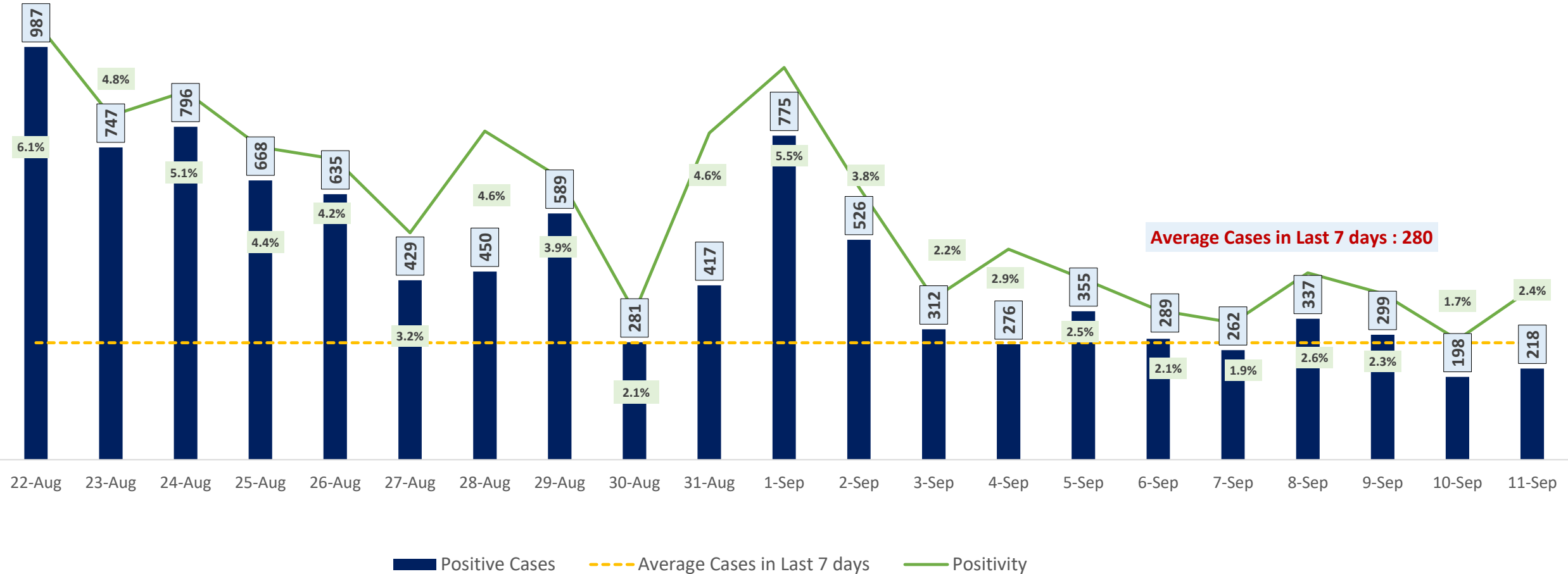


LAST 24 HOURS AGE GROUP AND GENDER WISE DISTRIBUTION





POSITIVITY RATE OF BENGALURU – LAST 21 DAYS

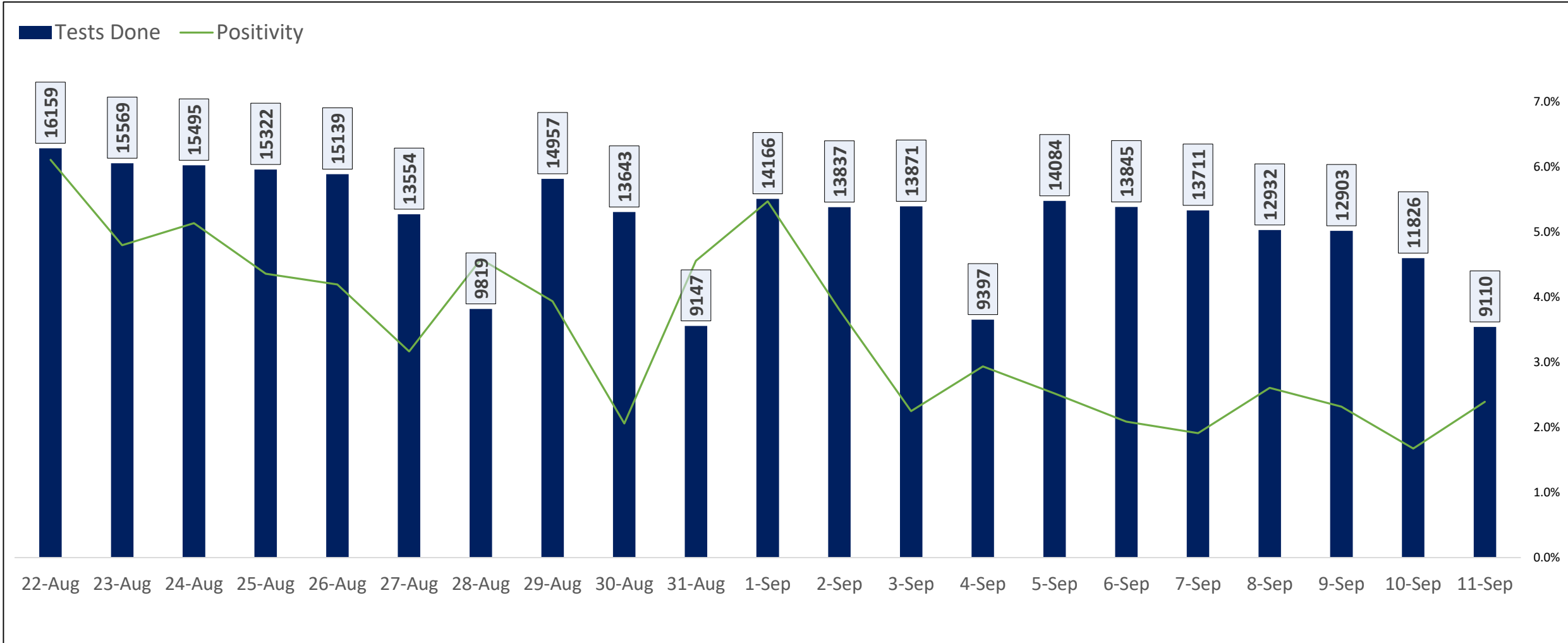




TESTING TRENDS IN BENGALURU

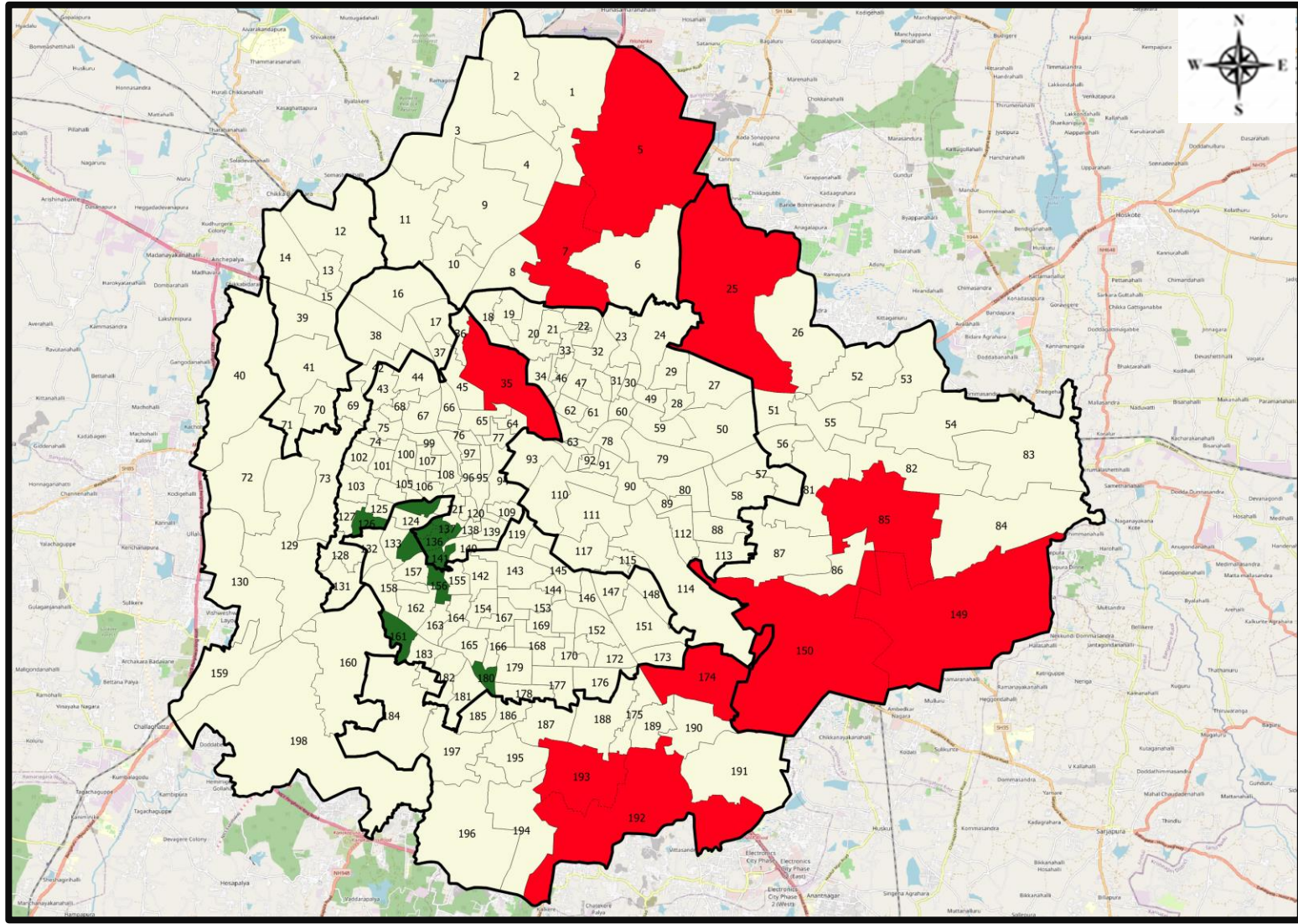


Total Test Conducted Till Date	Test Conducted Last 24 hours	Last 7 Days Average
3,16,54,747	9,110	12,630





BENGALURU URBAN MAP SHOWING TREND OF POSITIVE CASES IN LAST 7 DAYS



Top 10 wards reporting highest number of positive cases in last 7 days

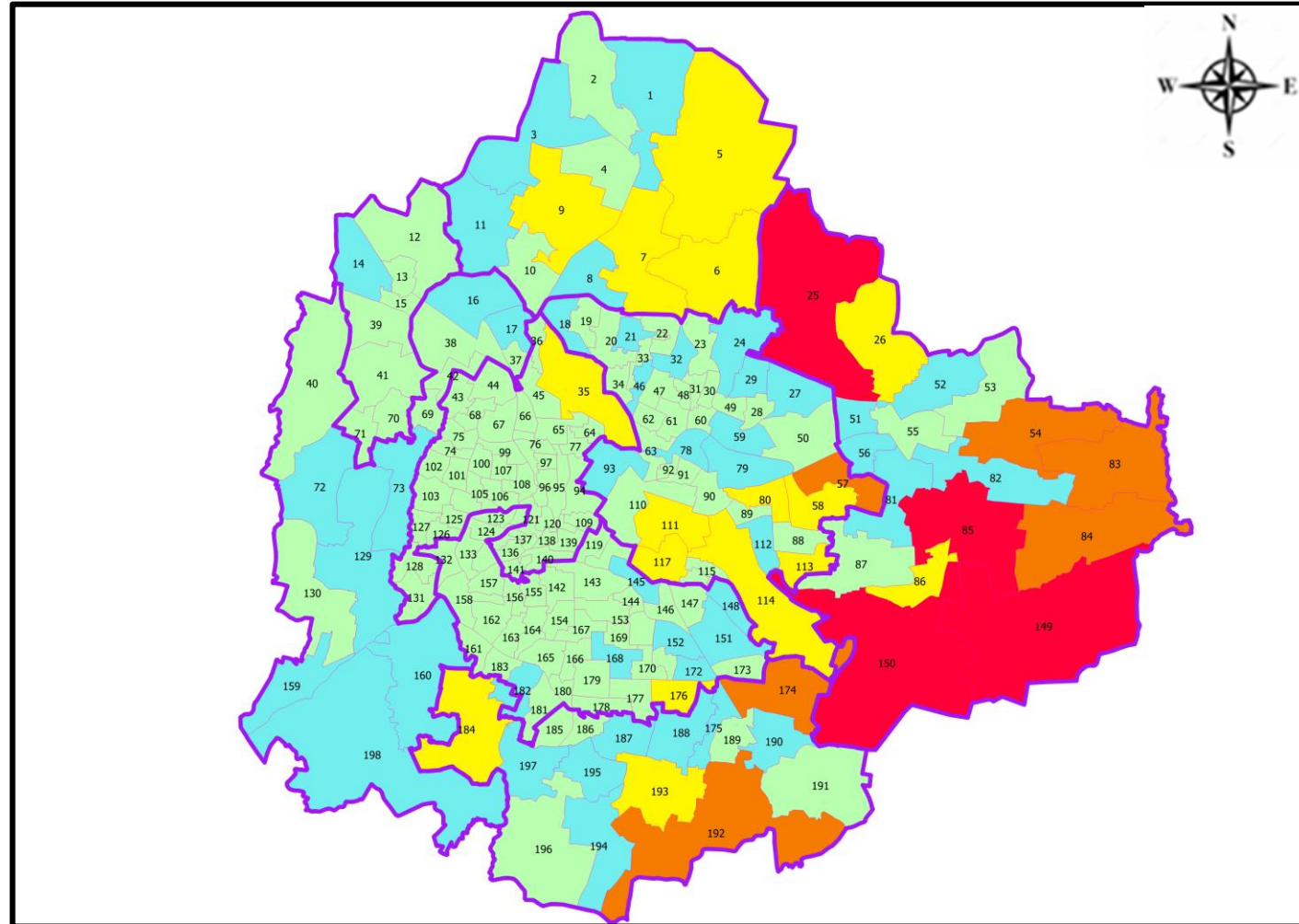
Ward No.	Ward Name	Daily Cases Average
150	Bellanduru	17
25	Horamavu	9
149	Varthuru	9
174	HSR Layout	9
192	Begur	7
85	Dodda Nekkundi	7
5	Jakkuru	6
193	Arakere	6
7	Byatarayanapura	6
35	Aramane Nagar	5







Top 10 wards reporting least number of positive cases in last 7 days

Ward No.	Ward Name	Daily Cases Average
180	Banashankari Temple Ward	0
161	Hosakerehalli	0
156	Srinagara	0
141	Azad Nagar	0
137	Rayapura	0
136	Jagajivanram Nagar	0
135	Padarayanapura	0
134	Bapuji Nagar	0
126	Maruthi Mandira Ward	0
123	Vijayanagara	0



BENGALURU MAP SHOWING INTENSITY OF POSITIVE CASES IN LAST 7 DAYS



-  **Level 1 : 0 to 10 Cases**
-  **Level 2 : 10 to 25 Cases**
-  **Level 3 : 25 to 75 Cases**
-  **Level 4 : 75 to 150 Cases**
-  **Level 5 : More than 150 Cases**
-  **Zone Boundaries**

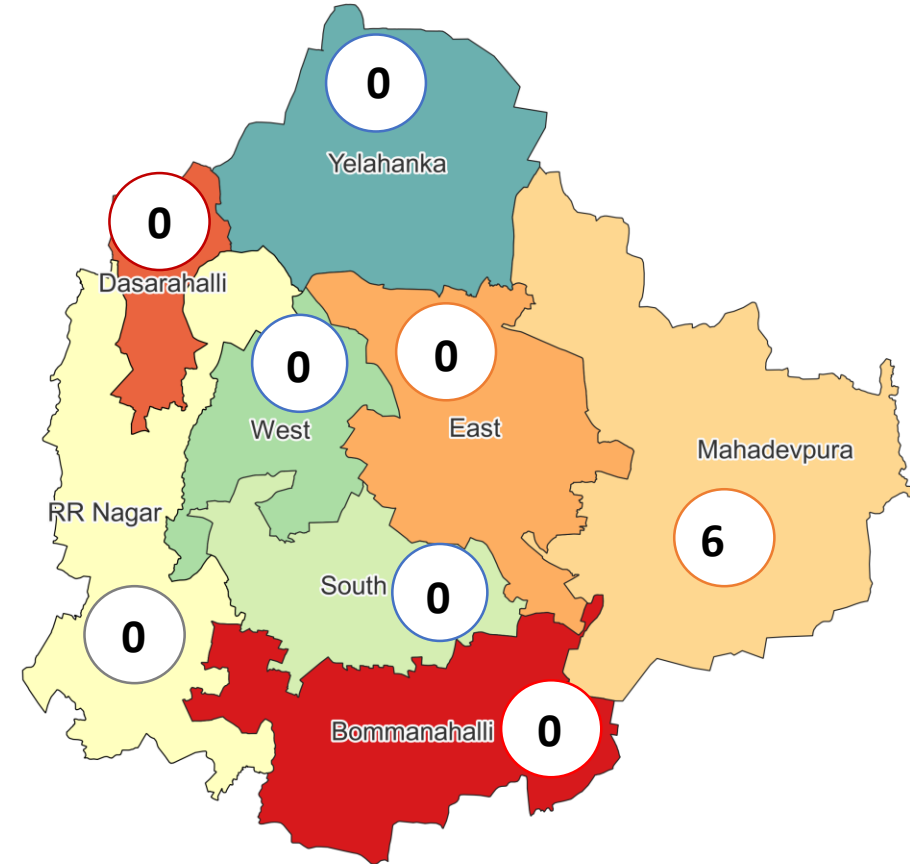


CLUSTER DETAILS



Zone Name	TOTAL CLUSTERS	Budding Clusters	Clusters	Outbreaks
		Less Than 5 Cases	5 To 14 Cases	More Than 14 Cases
BOMMANAHALLI	0 (-)	0 (-)	0 (-)	0 (-)
DASARAHALLI	0 (-)	0 (-)	0 (-)	0 (-)
EAST	0 (-)	0 (-)	0 (-)	0 (-)
MAHADEVPURA	6 (-)	6 (-)	0 (-)	0 (-)
RR NAGAR	0 (-)	0 (-)	0 (-)	0 (-)
SOUTH	0 (-)	0 (-)	0 (-)	0 (-)
WEST	0 (-)	0 (-)	0 (-)	0 (-)
YELAHANKHA	0 (-)	0 (-)	0 (-)	0 (-)
TOTAL	6 (-)	6 (-)	0 (-)	0 (-)

Total Active Clusters



Types of Clusters

Zone Name	Apartments/ Villa	Individual House	Hostels/Quarters	Others	Schools/Colleges
BOMMANAHALLI	0 (-)	0 (-)	0 (-)	0 (-)	0 (-)
DASARAHALLI	0 (-)	0 (-)	0 (-)	0 (-)	0 (-)
EAST	0 (-)	0 (-)	0 (-)	0 (-)	0 (-)
MAHADEVPURA	6 (-)	0 (-)	0 (-)	0 (-)	0 (-)
RR NAGAR	0 (-)	0 (-)	0 (-)	0 (-)	0 (-)
SOUTH	0 (-)	0 (-)	0 (-)	0 (-)	0 (-)
WEST	0 (-)	0 (-)	0 (-)	0 (-)	0 (-)
YELAHANKHA	0 (-)	0 (-)	0 (-)	0 (-)	0 (-)
TOTAL	6 (-)	0 (-)	0 (-)	0 (-)	0 (-)

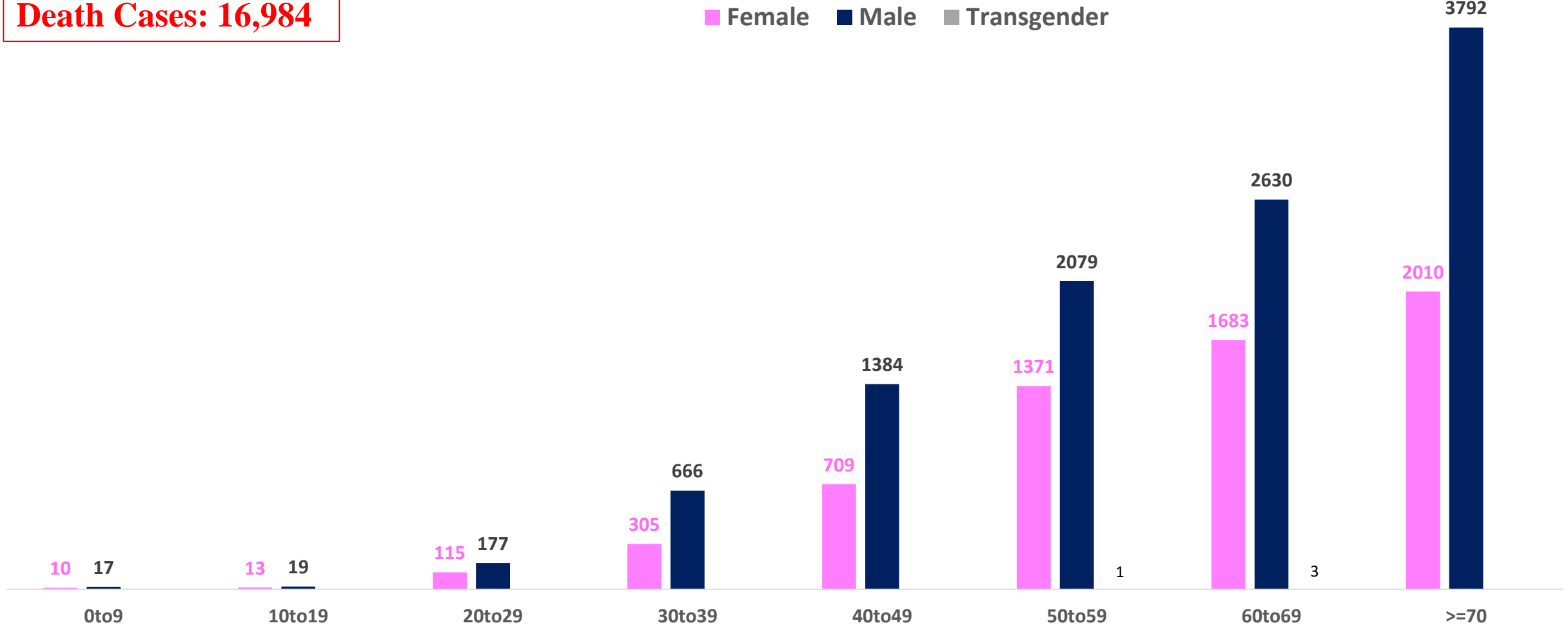
▲▼ : Shows increase and decrease in numbers as compared to previous day



AGE AND GENDER WISE DISTRIBUTION OF DEATH CASES



Death Cases: 16,984





VACCINATION COVERAGE AS ON 11.09.2022



Total Doses Administered

2,05,23,903

▲ 670

Total 12-14 years Population : 2.82 Lakhs

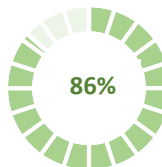
1ST DOSE



2,93,527
Doses administered

▲ 5

2ND DOSE

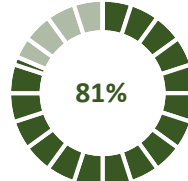


2,43,443
Doses administered

▲ 10

Total 15-18 years Population : 4.42 Lakhs

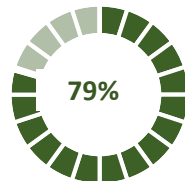
1ST DOSE



3,59,694
Doses administered

▲ 0

2ND DOSE

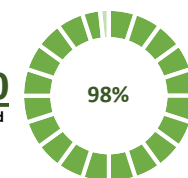


3,50,990
Doses administered

▲ 2

Total adult Population : 91.7 Lakhs

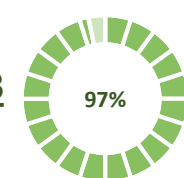
1ST DOSE



90,18,598
Doses administered

▲ 13

2ND DOSE



88,70,043
Doses administered

▲ 127

Priority Group*

Health Care Workers

Dose 1

2,10,389

Doses administered

▲ 0

Dose 2

2,07,124

Doses administered

▲ 0

Frontline Workers

Dose 1

3,81,997

Doses administered

▲ 0

Dose 2

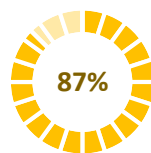
3,73,421

Doses administered

▲ 0

18 - 44 Years Coverage

Dose 1

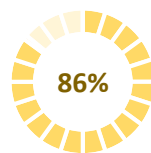


57,49,701

Doses administered

▲ 13

Dose 2



56,49,367

Doses administered

▲ 99

PRECAUTION DOSE



12,70,343

Doses administered

▲ 515

PRECAUTION DOSES ADMINISTERED

Health Care Workers

95,732

Booster Doses administered

▲ 4

Front Line Workers

1,38,275

Booster Doses administered

▲ 15

60 + Years Coverage

3,87,640

Booster Doses administered

▲ 37

18 + Years Coverage

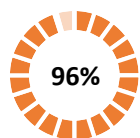
6,48,696

Booster Doses administered

▲ 459

45 - 59 Years Coverage

Dose 1

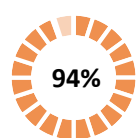


16,95,815

Doses administered

▲ 0

Dose 2



16,74,618

Doses administered

▲ 14

60 + Years Coverage

Dose 1



9,80,696

Doses administered

▲ 0

Dose 2



9,65,513

Doses administered

▲ 14

▲ indicates the increase in last 24 hours



COVID-19 SCENARIO IN BENGALURU AND OTHER METROPOLITAN CITIES



CITY NAME	Positive Cases	Active Cases	Recovered	Deceased	Vaccine Doses Administered
New Delhi	20,01,706	717	19,74,496	26,493	3,68,85,563
Bengaluru*	18,68,794	2,540	18,49,270	16,984	2,36,58,453
Mumbai	11,47,056	1,711	11,25,627	19,718	2,20,64,856
Chennai	7,88,411	2,191	7,77,151	9,069	1,12,43,015

Source : <https://dashboard.cowin.gov.in/> at 5:45pm (12.09.2022)
Source : <https://www.covid19bharat.org/> at 5:45pm(12.09.2022)

*includes BBMP & Bengaluru Urban



SNAPSHOT OF COVID-19 CASES IN BENGALURU URBAN



**Total Wards With
< =10 Cases* :
133**

**Tests Conducted
on 11.09.2022:
9,110**

**Recovery
Rate*:
98.96%**

**Total
Active Cases :
2,540**

**Total Vaccinated
on 11.09.2022:
670**





**Positivity
Rate* :
2.21%**

**Active
Rate*:
0.14%**

**Case
Fatality Rate* :
0.05%**

*Total positive cases In the past 7 days

*CFR and positivity is for Past 7 days

Download BBMP Bulletin	https://apps.bbmpgov.in/covid19/mediabulletin.php
To register for vaccination :	https://selfregistration.cowin.gov.in/
BBMP COVID19 Dashboard:	https://apps.bbmpgov.in/covid19/
Follow us on:	 www.facebook.com/bbmp.comm1/
	 twitter.com/BBMPCOMM
	  BBMPSplHealth

Issued by:

Honorable Chief Commissioner, BBMP
Special Commissioner Health & IT, BBMP
MD, Bengaluru Smart City Limited

THANK YOU !

